

12 Volt SELV Fan Range

Safety Extra Low Voltage Bathroom/Shower Extractor Fans

Domestic Range

LOW VOLTAGE RANGE 100/120/150MM



- Designed for wall, ceiling or window mounting, the 12 Volt SELV fans are available in three diameters - 100mm (4"), 120mm (5") and 150mm (6") and in seven options.
- Suitable for mounting within the splash area of a shower or bath (where current regulations prevent the use of conventional fans), the 12 Volt fan is a standard model manufactured with a 12V - 50Hz shaded pole motor. The transformer and switching mechanism is mounted remotely either in the roof space or high on the ceiling next to the pullcord switch. Pullcord, humidistat, PIR and versions have to be mounted inside the room where the fan is installed and out of the reach of the person using the bath or shower.
- A Centrifugal 12 Volt fan is available, fitted with a backward curved centrifugal impeller for large airflow against the high pressures caused by longer lengths of ducting and resistance by grilles.
- The extract rate of the 100mm (4") model is 85m³/hr 23 litres per second, the 120mm (5") 130m³/hr 36 litres per second and the 150mm 230m³/hr 64 litres per second.
- The CF200LV centrifugal fan has an extract rate of 110m³/hr 31 litres per second.
- The units are all manufactured using high impact ABS thermoplastics for strength and durability, aesthetics and easy cleaning.
- Power is provided by a single phase induction motor with pre-oiled bearings for a long, maintenance-free life.
- Designed to exceed the Building Regulations on Ventilation (F1).

Technical Details

Cat. No.

XF100LV/XF100ALV/
XF100AHLV
XF100LVT/ XF100HTLVT

Product type

Wall or ceiling model/Automatic wall or ceiling model
Low voltage wall/ceiling mounted fan, timer delay and/ or humidity - transformer included

WF100LV/WF100ALV
XF100HPLV

Window model/Automatic window model
Low Voltage wall/ceiling mounted fan, with humidity and pull cord. Requires a T12S transformer.

XF100HLV

Low Voltage wall / ceiling mounted fan with humidity. Requires T12S transformer.

XF120LV/XF120ALV
WF120LV/WF120ALV
XF150BLV/XF150ALV*
WF150BLV/WF150ALV*
CF200LV

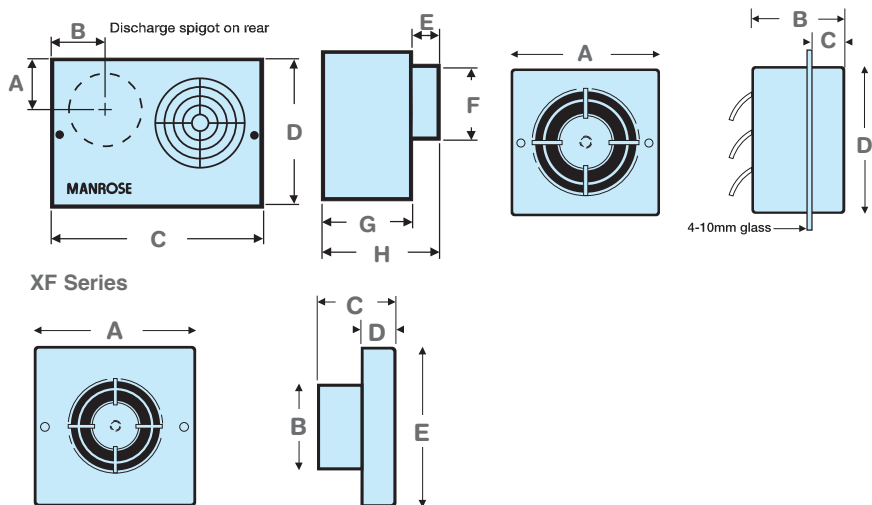
Wall or ceiling model/Automatic wall or ceiling model
Window model/Automatic window model
Wall or ceiling model/Automatic wall or ceiling model
Window model/Automatic window model*
Wall or ceiling model*
*Use LT12 Transformer

Dimensions (mm)

PRODUCT	A	B	C	D	E	F	G	H
XF100LV	163	98Ø	75	30	163			
XF100HPLV	163	98Ø	75	30	163			
XF100HLV	163	98Ø	75	30	163			
XF100HTLVT	163	98Ø	75	30	163			
WF100LV	163	90	30	163				
XF120LV	182	118Ø	78	32	182			
WF120LV	182	92	32	182				
XF150BLV	203	150Ø	95	-	203			
XF150ALV	203	150Ø	95	-	203			
WF150BLV	203	118	95	203				
WF150ALV	203	118	95	203				
CF200LV	65	65	260	185	45	100	90	135

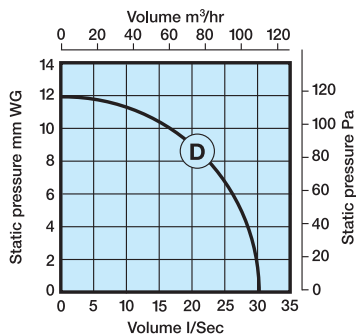
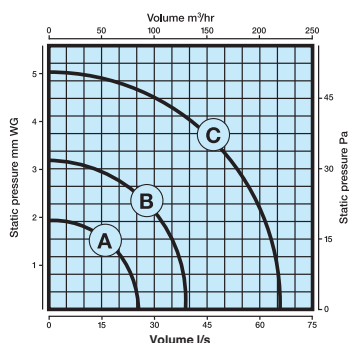
CF Series

WF Series



Performance Graphs

- (A) XF/WF100LV 85m³/hr, 23 litres per second
- (B) XF/WF120LV 130m³/hr, 36 litres per second
- (C) XF/WF150BLV 230m³/hr, 64 litres per second
- (D) CF200LV 110m³/hr, 31 litres per second



Packaging

XF100LV/ALV In outers of 10 measuring 370mm x 200mm x 560mm - weight 7kgs

WF100LV/ALV In outers of 10 measuring 360mm x 210mm x 510mm - weight 9kgs

XF120LV/ALV In outers of 10 measuring 400mm x 215mm x 490mm - weight 8kgs

WF120LV/ALV In outers of 10 measuring 446mm x 225mm x 550mm - weight 10kgs

XF150BLV/ALV In outers of 10 measuring 595mm x 245mm x 450mm - weight 11kgs

WF150BLV/ALV In outers of 10 measuring 460mm x 640mm x 240mm - weight 17kgs

CF200LV In outers of 10 measuring 753mm x 283mm x 390mm - weight 12kgs

Electrical

12 volts AC. - 50Hz. 10W on XF/WF100, 25W on XF/WF120LV, XF/WF150BLV and CF200LV. Supplied by a remote safety isolating transformer - Manrose type T12/ LT12 series.