

# Hand Driers Specialist Range

## HAND DRIERS












- The new range of high quality, warm air hand driers from Manrose incorporates the latest technology and design, and is available in push button or automatic 'no-touch' operations.
- Easy to install, they have very economical operating costs, compared to paper towel or cloth towel cabinets and are more hygienic.
- The range includes three versions of heavy-duty steel cover, aluminium cover and ABS plastic cover. Suitable for most applications including hotels, shops, restaurants, hospitals and factories.
- Heavy-duty range now available in three finishes, bright chrome, satin chrome, and white.
- New to the range is the Manrose fast dry
  - 10 second dry
  - Unique blue dry zone indicator
  - 70% energy saving
- All models CE approved.

### Applications

The models MAN M-88A and MAN/A-89 are suitable for use within office and commercial organisations, such as clinics and catering establishments. They are not recommended for use in public areas prone to vandalism, for example public lavatories and unsupervised areas.

All other models are suitable for use in public areas such as lavatories, factories, schools, railway and motorway service stations and are designed for heavy usage and unsupervised areas.

## Technical Details

Cat. No.		Cover	Operation	Electrical	Power		Sound Volume Levels	Weight
MAN/M-88A		ABS thermoplastics one-piece cover - White	No touch Infra-Red detection	220-240V 50Hz	1.5kW at 240V	275 x 225 x 160mm	54 dB(A) 1m	3.3 kg
MAN/A-89		Aluminium 3mm White	No touch Infra-Red detection	220-240V 50Hz	2.0kW at 240V	275 x 225 x 160mm	69 dB(A) 1m	4.7 kg
<b>NEW</b>		White Steel	No touch Infra-Red detection	220-240V 50Hz	1.6kW at 240V	277 x 201 x 175mm	74 dB(A) 1m	7.0 kg
	MANE-88AEB	Stainless Satin Steel						
	E88AEC	Stainless Satin Chrome						
MAN/500W		White	No touch Infra-Red detection	220-240V 50Hz	1.3kW at 240V	260 x 180 x 152mm	72 dB(A) 1m	3.0 kg
MAN/500SS		Satin Stainless						
MAN/500PS		Polished Stainless						
MAN/E-88		Steel 2mm White Porcelain Enamel	Push Button	220-240V 50Hz	2.4kW 240V	248 x 284 x 202mm	70 dB(A) 1m	7.5 kg
MAN/E-88A		Steel 2mm White Porcelain Enamel	No touch Infra Red detection	220-240V 50Hz	2.4kW 240V	248 x 284 x 202mm	70 dB(A) 1m	7.5 kg
MAN/E-88ACS		Steel 2mm Satin Chrome	No touch Infra Red detection	220-240V 50Hz	2.4kW 240V	248 x 284 x 202mm	70 dB(A) 1m	7.5 kg
MAN/E-88C		Steel 2mm Bright Chrome	Push button	220-240V 50Hz	2.4kW 240V	248 x 284 x 202mm	70 dB(A) 1m	7.5 kg
MAN/E-88/AC		Steel 2mm Bright Chrome	No touch Infra Red detection	220-240V 50Hz	2.4kW 240V	248 x 284 x 202mm	70 dB(A) 1m	7.5 kg

FAST DRY HAND DRYERS